

Dot To Dot Drawing Book




Name: _____

Date: _____

Dot-to-Dot

Connect the dots from 1 to 59, this way you practice counting and discover a cute element.



Name: _____

Date: _____

Dot-to-Dot

Connect the dots from 1 to 54, this way you practice counting and discover a cute element.



© <https://brainiacworksheets.com/>

© <https://brainiacworksheets.com/>





24

BRAINIAC WORKSHEETS

**Inspire, Engage, &
Educate Young Minds**

Written by

Snehasish Mondal

&

Simran Mondal

Name: _____

Date: _____

Dot-to-Dot

Connect the dots from 1 to 59, this way you practice counting and discover a cute element.

24


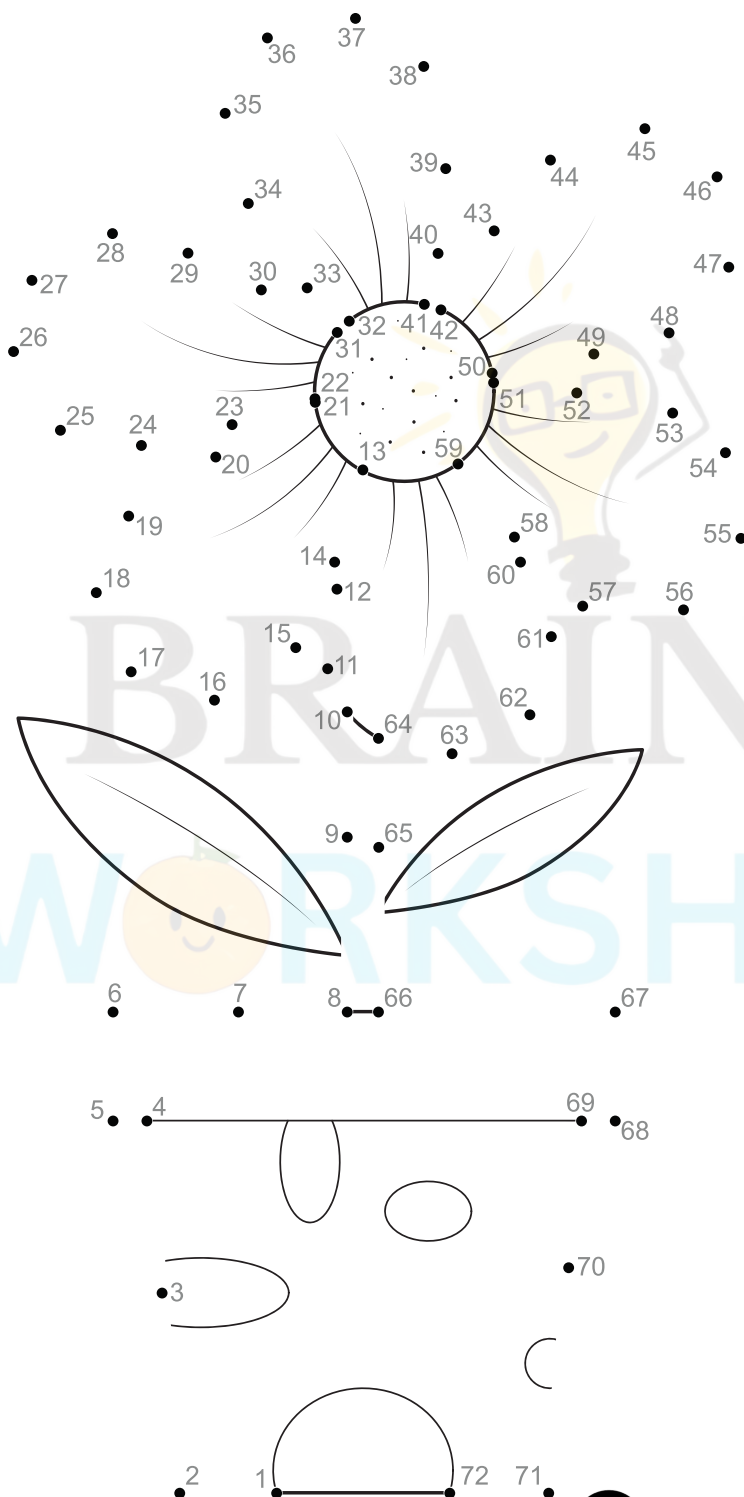


Name: _____

Date: _____

Dot-to-Dot

Connect the dots from 1 to 72, this way you practice counting and discover a cute element.



Name: _____

Date: _____

Dot-to-Dot

Connect the dots from 1 to 79, this way you practice counting and discover a cute element.




Name: _____

Date: _____

Dot-to-Dot

Connect the dots from 1 to 53, this way you practice counting and discover a cute element.

24




Name: _____

Date: _____

Dot-to-Dot

Connect the dots from 1 to 27, this way you practice counting and discover a cute element.



Name: _____

Date: _____

Dot-to-Dot

Connect the dots from 1 to 92, this way you practice counting and discover a cute element.



Name: _____

Date: _____

Dot-to-Dot

Connect the dots from 1 to 54, this way you practice counting and discover a cute element.



Name: _____ Date: _____

Date: _____

Dot-to-Dot

Connect the dots from 1 to 89, this way you practice counting and discover a cute element.




Name: _____

Date: _____

Dot-to-Dot

Connect the dots from 1 to 86, this way you practice counting and discover a cute element.



Name: _____

Date: _____

Dot-to-Dot

Connect the dots from 1 to 78, this way you practice counting and discover a cute element.



Name: _____

Date: _____

Dot-to-Dot

Connect the dots from 1 to 52, this way you practice counting and discover a cute element.

24



Name: _____

Date: _____

Dot-to-Dot

Connect the dots from 1 to 82, this way you practice counting and discover a cute element.



Name: _____

Date: _____

Dot-to-Dot

Connect the dots from 1 to 80, this way you practice counting and discover a cute element.

24





Name: _____

Date: _____

Dot-to-Dot

Connect the dots from 1 to 97, this way you practice counting and discover a cute element.

24



Name: _____

Date: _____

Dot-to-Dot

Connect the dots from 1 to 38, this way you practice counting and discover a cute element.

24



